



THE CITY OF SAN DIEGO
REPORT TO THE CITY COUNCIL

DATE ISSUED: January 24, 2007 REPORT NO. 07-025

ATTENTION: Public Safety and Neighborhood Services Committee
Agenda of January 31, 2007

SUBJECT: City of San Diego 2006 Crime Briefing
January – December Index Crimes

REFERENCE: N/A

SUMMARY

This is an information item only. No action is required on the part of the Committee.

BACKGROUND

The San Diego Police Department presents reports to the Committee on index crimes and other crimes on a quarterly year-to-date basis.

This report summarizes January through December 2006 index crimes, as well as domestic violence, gang violence, hate crimes, juvenile crimes, and traffic incidents. Index crimes include murder, rape, robbery, aggravated assault, burglary, larceny, and motor vehicle theft. The Department of Justice Uniform Crime Reporting program collects information on these crime types from law enforcement agencies throughout the United States and uses the data to measure crime nationwide.

DISCUSSION

	Jan - Dec		% Change	(Rates per 1,000)		Clearances	
	2005	2006		2005	2006	2005	2006
Murder	51	68	33.3%	0.04	0.05	88.2%	55.9%
Rape	376	348	-7.4%	0.29	0.27	46.8%	37.1%
Robbery	1,862	2,164	16.2%	1.43	1.65	34.1%	33.3%
Agg. Assault	4,314	3,811	-11.7%	3.30	2.91	59.8%	54.6%
Violent Crimes	6,603	6,391	-3.2%	5.06	4.87	52.0%	46.4%
Burglary	7,462	7,746	3.8%	5.71	5.91	13.7%	13.0%
Theft	24,613	24,125	-2.0%	18.85	18.40	13.6%	13.4%
Veh. Theft	14,138	13,338	-5.7%	10.83	10.17	1.4%	1.5%
Property Crimes	46,213	45,209	-2.2%	35.39	34.48	9.9%	9.8%
TOTAL INDEX	52,816	51,600	-2.3%	40.45	39.35	15.2%	14.3%

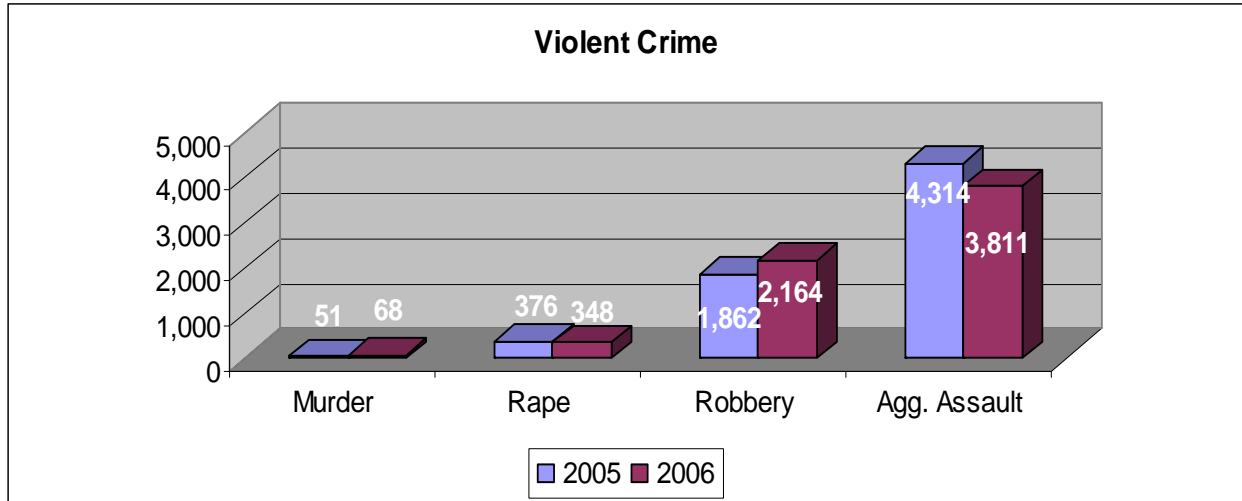
Data supplied by Crime Analysis 1/5/07

The total number of index crimes in San Diego decreased 2.3% in 2006. The 2006 index crime rate is 39.35, compared to a 40.45 crime rate in 2005. The table below shows that the 2006 crime rate is less than half the crime rate in 1992.

San Diego Crime Rates per 1,000 Population 1991 to 2006			
Year	Violent Crime Rate	Property Crime Rate	Total Index Crime Rate
1991	12.24	73.41	85.65
1992	12.87	67.39	80.26
1993	11.50	61.25	72.75
1994	10.63	54.12	64.75
1995	9.25	44.38	53.63
1996	8.58	43.47	52.05
1997	8.22	41.31	49.53
1998	7.20	37.63	44.83
1999	5.95	33.86	39.81
2000	5.61	30.69	36.30
2001	5.92	34.41	40.33
2002	5.73	34.19	39.92
2003	5.78	36.38	42.15
2004	5.23	35.12	40.35
2005	5.06	35.39	40.45
2006	4.87	34.48	39.35

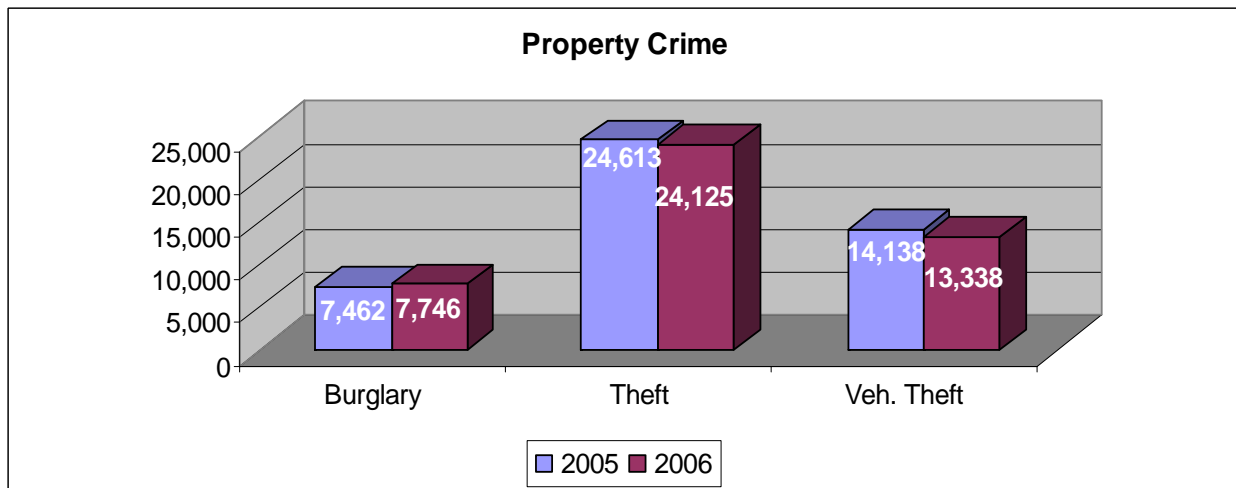
Violent Crimes

Violent crime decreased by 3.2% in 2006 compared to 2005. The number of rape cases and aggravated assaults both decreased, while the number of homicides and robberies increased.



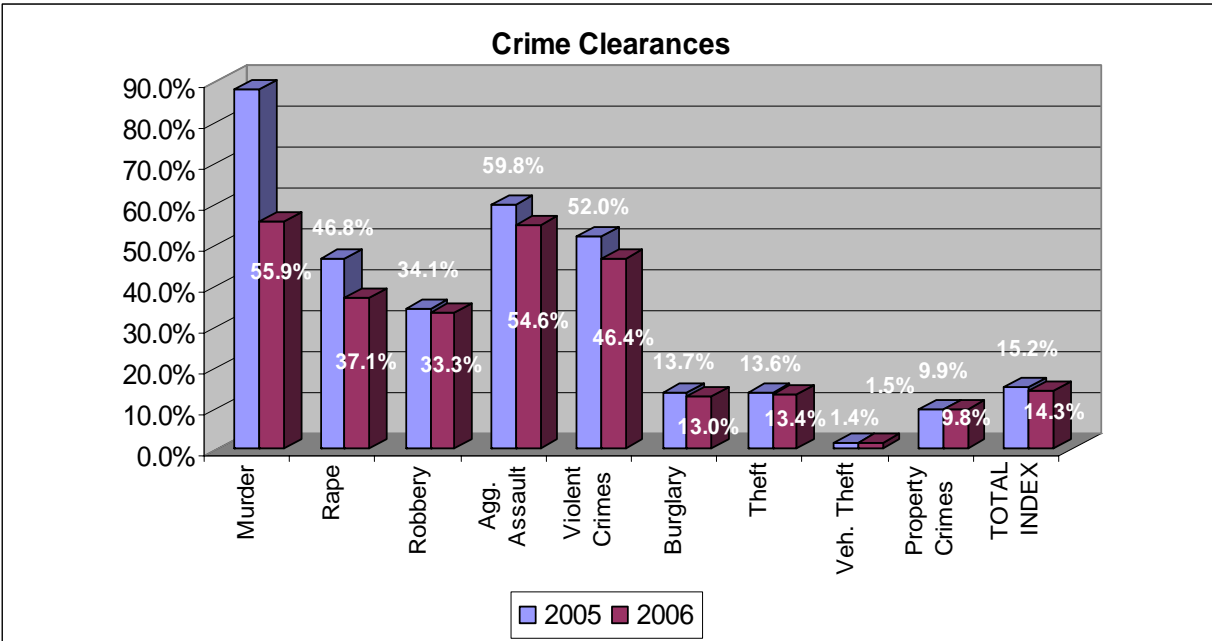
Property Crimes

Property crimes decreased 2.2% in 2006. The rate of property crimes per one thousand residents was 34.48 in 2006, compared to 35.39 in 2005. Residents of San Diego were more than twice as likely to be a victim of a property crime in 1991 as in 2006. Vehicle theft and larceny/theft cases both decreased, while the number of burglaries increased in 2006. The new practice of crushing vehicles with stolen transmissions and motors is expected to further deter vehicle thefts.



Clearances

The percentage of index crimes cleared during 2006 was 14.3% compared to 15.2% in 2005. Police cleared or solved 46.4% of violent crimes during 2006. The national average for violent crime clearances was 45.5% in 2005. Police cleared or solved 9.8% of property crimes in 2006. The national average for property crime clearances was 16.3% in 2005.¹



¹ Source: Department of Justice: <http://www.fbi.gov/ucr/05cius/offenses/clearances/index.html#figure>

Domestic Violence

The total number of domestic violence cases decreased 9.8% in 2006. Criminal cases decreased 8.6%, while non-criminal calls decreased by 14.3%. Cases involving firearms decreased 40.9%.

San Diego Domestic Violence January to December			
	2005	2006	05 to 06 % Change
Criminal Cases:			
Firearms	66	39	-40.9%
Knife/Cutting Instrument	282	260	-7.8%
Other Dangerous Weapon	1,390	1,284	-7.6%
Personal Weapon (hands, etc.)	5,871	5,371	-8.5%
Total Criminal Cases	7,609	6,954	-8.6%
Non-Criminal Calls:	2,005	1,719	-14.3%
Total Cases	9,614	8,673	-9.8%

Data supplied by Crime Analysis 1/12/07

Hate Crimes

The total number of hate crimes increased to 55 in 2006 from 42 in 2005. Hate crimes based on ethnicity accounted for 28 cases, over half of the hate crimes for the year.

San Diego Reported Hate Crimes January to December				
	2005		2006	
	Count	% of Total	Count	% of Total
Hate Crimes	42		55	31.0%
	2005		2006	
	Count	% of Total	Count	% of Total
Ethnicity	25	59.5%	28	50.9%
Sexual Orientation	11	26.2%	18	32.7%
Religion	6	14.3%	9	16.4%
Gender	0	0.0%	0	0.0%
Disability	0	0.0%	0	0.0%

Data supplied by Crime Analysis 1/18/07

Gang Crimes

Crimes attributed to gang members increased 2.8% in 2006. Homicides in San Diego attributed to gang members increased in equal proportion with the overall homicide increase of 33.3% Robberies attributed to gang members accounted for 4.7% of Robberies citywide. Shootings attributed to gang members decreased 8.6% and stabbings decreased 4.5%. Drive by shootings decreased 31.3% in 2006. Arrests of gang members also declined slightly in 2006.

San Diego			
Crimes Committed by Gang Members			
January to December			
Crime Type	2005	2006	05 to 06 % Change
All Crimes:			
Homicide	12	16	33.3%
Attempt Homicide	15	11	-26.7%
Assault	214	220	2.8%
Robbery	56	101	80.4%
Auto Theft	73	57	-21.9%
Other	389	375	-3.6%
Total	759	780	2.8%
Assaults & Attempt Homicides:			
Shooting	116	106	-8.6%
Stabbing	44	42	-4.5%
Other	69	83	20.3%
Total	229	231	0.9%
Drive-By Shootings	32	22	-31.3%
Arrests of Gang Members	3,272	3,138	-4.1%

Data supplied by Gang Unit 1/17/07

Traffic Incidents

The number of collisions remained relatively consistent in 2006 with 11,353 compared to 11,406 in 2005. There were 59 fatal collisions in 2006. The number of DUI arrests increased 8.5% and DUI collisions increased 14.4% compared to 2005. Total citations issued decreased 1.1% in 2006 compared to 2005.

San Diego Traffic Incidents January to December			
	2005	2006	05 to 06 % Change
Collisions			
Fatal	56	59	5.4%
Injury	4,891	4,669	-4.5%
Property Damage Only	6,459	6,625	2.6%
Total	11,406	11,353	-0.5%
Citations	95,322	94,283	-1.1%
DUI			
Arrests	3,353	3,638	8.5%
Collisions	693	793	14.4%

Data supplied by Crime Analysis & Traffic Division 1/18/07

Juvenile Crimes

The number of juvenile victims of violent crimes decreased 2.1% during 2006. However, juveniles became victims of homicide ten times in 2006, accounting for 14.7% of the homicides in the City. Juvenile arrests decreased 15.3%.

San Diego Juvenile Statistics January to December			
Juvenile Victims of Violent Crimes:	2005	2006	05 to 06 % Change
Daytime Hours (0830 to 1329)			
Murder	0	0	N/A
Rape	12	12	0.0%
Robbery	32	28	-12.5%
Aggravated Assault	84	74	-11.9%
Daytime Total	128	114	-10.9%
After School Hours (1330 to 2159)			
Murder	2	6	200.0%
Rape	38	29	-23.7%
Robbery	165	217	31.5%
Aggravated Assault	294	236	-19.7%
After School Total	499	488	-2.2%
Curfew Hours (2200 to 0829)			
Murder	2	4	100.0%
Rape	45	30	-33.3%
Robbery	37	55	48.6%
Aggravated Assault	97	100	3.1%
Curfew Total	181	189	4.4%
ALL HOURS TOTAL	808	791	-2.1%

The enhanced curfew enforcement began on June 3, 1994.

Daytime Loitering enforcement began in June 1996

**San Diego
Juvenile Statistics
January to December**

Juvenile Arrests:	2005	2006	05 to 06 % Change
Daytime Hours (0830 to 1329)			
Felony	841	733	-12.8%
Misdemeanor	3,152	2,608	-17.3%
Other	95	62	-34.7%
Daytime Total	4,088	3,403	-16.8%
After School Hours (1330 to 2159)			
Felony	1,137	1,149	1.1%
Misdemeanor	1,853	1,616	-12.8%
Other	111	92	-17.1%
After School Total	3,101	2,857	-7.9%
Curfew Hours (2200 to 0829)			
Felony	608	527	-13.3%
Misdemeanor	805	590	-26.7%
Other	1,076	817	-24.1%
Curfew Total	2,489	1,934	-22.3%
ALL HOURS TOTAL	9,678	8,194	-15.3%

The enhanced curfew enforcement began on June 3, 1994.

Daytime Loitering enforcement began in June 1996

Taking Violent Offenders off the Street

- Central Division Detectives investigated the vicious attacks on six men in Balboa Park as they were leaving the Gay Pride Festival held in July. Through the efforts of these investigators, four suspects pled guilty to multiple charges including attempted murder, assault with a deadly weapon, conspiracy, and hate crime enhancements. The three adult suspects received a total of 21 years and eight months custody time, and the juvenile received 10 years of custody time.
- A home invasion robbery occurred in Mission Beach in October, resulting in the sexual assault of two of the victims. The department, along with the community, was galvanized by the brutality of the crimes committed. Northern Division, Robbery, Financial Crimes, Vice, Gangs, the Crime Lab, and Crime Analysis all worked in coordination with Sex Crimes investigators to identify and apprehend suspects in the case. Within days after the crime, three suspects directly involved in the incident were taken into custody, including one suspect that had fled the state but surrendered to authorities in Arizona. A fourth suspect was taken into custody for involvement after the crimes. A preliminary hearing on the case is scheduled for January 2007.
- Detectives from Eastern Division were conducting a witness check in a Tierrasanta Neighborhood business district due to past armed robberies with little suspect information. They noticed a suspicious vehicle and took down the license plate. The next day, they conducted surveillance in the area and saw the same vehicle. They contacted the driver and through their investigation found that he was preparing to commit another robbery as the detectives contacted him. Through their interrogation he confessed to several armed robberies in the area.
- Detectives from the Vice Unit worked with the Sex Crimes Unit and Western Division to identify and locate a serial rapist who kidnapped and raped several young women. Through the cooperative efforts, the rapist was identified, taken into custody, and subsequently charged with four rapes and four kidnappings, with other possible charges pending.
- The Sex Offenders Registration Unit, Sex Crimes and Child Abuse Units joined forces to conduct a sweep for out of compliance sex registrants on September 20, 2006. The sweep targeted out-of-compliance registrants who were felony violators, had warrants outstanding on other charges, or were not living at the registered address.

Protecting Your Property

- Detectives from Eastern Division arrested two vehicle theft suspects who were responsible for over 20 thefts across the county. These arrests resulted in the return of property to several victims. Three more suspects were arrested after Patrol Officers assisted in the investigation of additional suspects. This resulted in the breakup of a burglary ring.

- Northeastern detectives investigated a series of late night hot prowls in which the suspect stole only credit cards from the wallets of the victims. The suspect then purchased game machines from stores across the county. Target, Inc. personnel helped identify the suspect, and Crime Stoppers released the picture of the suspect to the media. The suspect was identified and arrested for several burglaries.

Respectfully submitted,

William M. Lansdowne
Chief of Police

Jill Olen
Deputy Chief Operating Officer
Public Safety/Homeland Security

LANSDOWNE/mm